


Windvane (PRV)




cup anemometer (PAH)

bracket

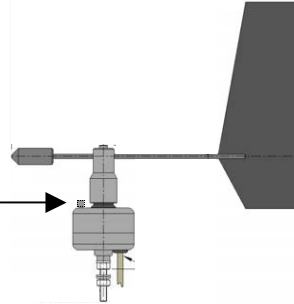


connector (6 pieces)


Parts Fancom windstation



Adjust by pointing this nut to the North.



Wind speed (PAH)
3 wires sensor cable
Brown: + supply
Green: Zero
White: Signal



Wind direction (PRV)
3 wires sensor cable
Brown: + supply
Green: Zero
White: Signal


Controller:
Brown: + 12V
Green: ⊥
White: DI

Controller
6 wires
signal cable

Controller:
Brown: } AI
White: }
Green: ⊥

Each connector connects 1 sensor cable wire with 1 signal cable wire.

Don't strip wires !



Press each connector with a tool or by fingers.