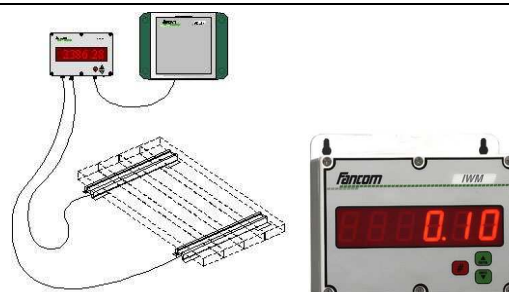




<b>IWM WEIGHING AMPLIFIER. + DISPLAY</b>	<b>A7230012</b>
<b>IWM2 WEIGHING AMPLIFIER. + DISPLAY</b>	<b>A7230027</b>
<b>ANIMAL WEIGHING SET L=99 CM 4X1250 KG</b>	<b>A7230028</b>
<b>ANIMAL WEIGHING SET L=145 CM 4X1250 KG</b>	<b>A7230029</b>
<b>ANIMAL WEIGHING SET L=190 CM 4X1250 KG</b>	<b>A7230030</b>

**Contents**

Application _____	1
Features _____	1
Options _____	1
Dimensioned sketches _____	2
Technical specifications _____	2



**Application**

The IWM is a universal weighing computer used with e.g. silo and tank weighing and animal weighing (pigs, sheep and cattle). IWM stands for Intelligent Weighing Module.

The animal weighing sets contains an IWM2, PS.24 power supply, stainless steel weighing bars and 4 load cells are included in the animal weighing set. These sets can be used as a universal weighing platform, but are often used with locally made animal weighing platforms placed in a central corridor for piglet and pig weighing.

**Features**

**IWM**

- Universal use
- The IWM is equipped with a standard power supply connector. Load cells can be connected using 2 swivels and a terminal block.
- Suitable up to maximum 8 load cells.
- Adjustable screen with 6 digits, 999999 kg till 000.001 kg.
- Tarra function, weight can be negative aswell, suitable for dosing in and dosing out.
- Adjustable loadcell signal 0-1 mv/v; 1-2 mv/v; 2-4 mv/v.




PS.24 with cables

**IWM2**

- Almost identical as the IWM, only difference is the two special connectors for loadcells

**Animal weighing sets**

- Supplied as complete set , including power supply and load cells.
- The PS.24 power supply and IWM2 are equipped with connector and 2m cable.
- 3 standard lengths 99, 145 and 190 cm
- Very robust; made from 100% stainless steel
- Load cell is manure-resistant
- Minimum risk of cable damage
- Maximum capacity 4x1 100kg Static, 4x750kg
- Attention: real capacity depending on peak loads!
- Each bar is provided with 4 x M8 blind rivet nuts

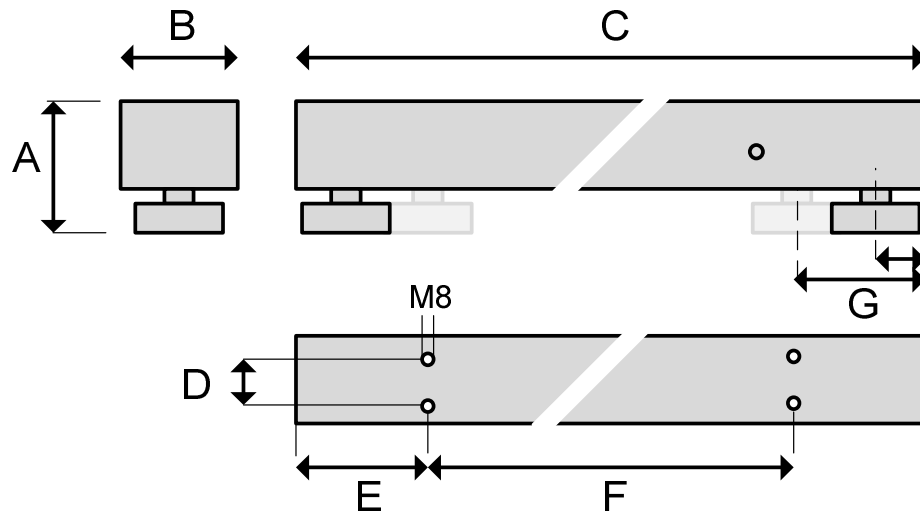


**Options**

A7160012	PS.24 POWER SUPPLY + CABLE 2 M+CONN
A4056061 (animal weighing 750kg/silo 1100kg)	LOAD CELL STAINLESS ST. SB14-2;5 GP IP68
A4056064 (for tanks/feedbins 5 ton)	LOAD CELL STAINLESS ST. SB 5T 6M KABEL
A4056062 (for feedbins 9 ton)	COMPRESSION CELL 30K TC 9T



## Dimensioned sketches



Article	Model	A mm	B mm	C mm	D mm	E mm	F mm	G1 mm	G2 mm
A7230028	ANIMAL WEIGHING SET L=99 CM 4X1100KG	90	80	980	50	190	600	35	186.6
A7230029	ANIMAL WEIGHING SET L=145 CM 4X1100KG	90	80	1440	50	190	1060	35	186.6
A7230030	ANIMAL WEIGHING SET L=190 CM 4X1100KG	90	80	1890	50	190	1510	35	186.6

## Technical specifications

**Power supply IWM(2)**

Power supply voltage  
Max. power

12-24Vdc  
3VA Display board  
3VA W/F converter

**Weighing input IWM(2)**

Excitation voltage  
Max. input voltage (dep. JP2/JP3)  
Max. load  
Accuracy  
Max. cable length

5Vdc  
10 mVdc or 20mVdc  
8x350 Ohm  
>0.03%  
10m

**Ambient climate**

Protection class IWM  
Protection class load cells  
Temperature range

IP54  
IP68  
0-+40 °C